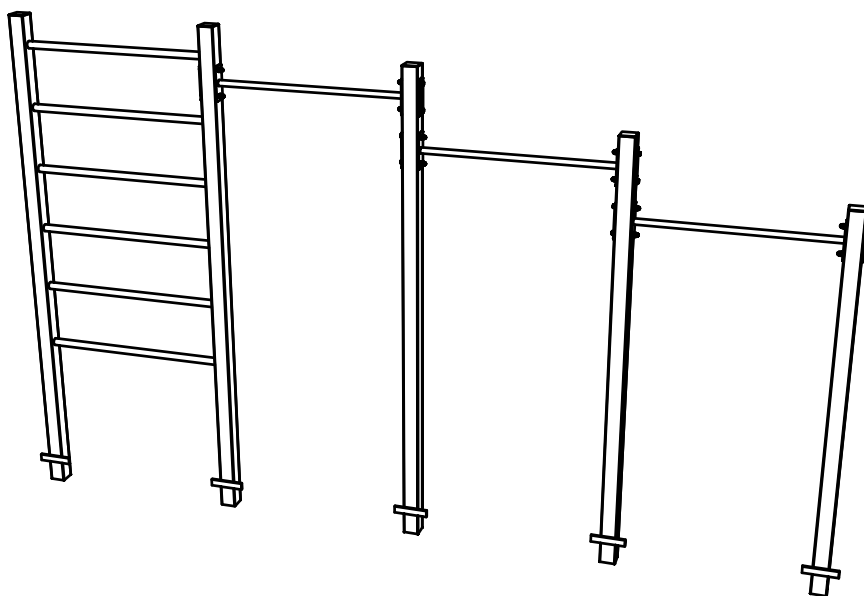


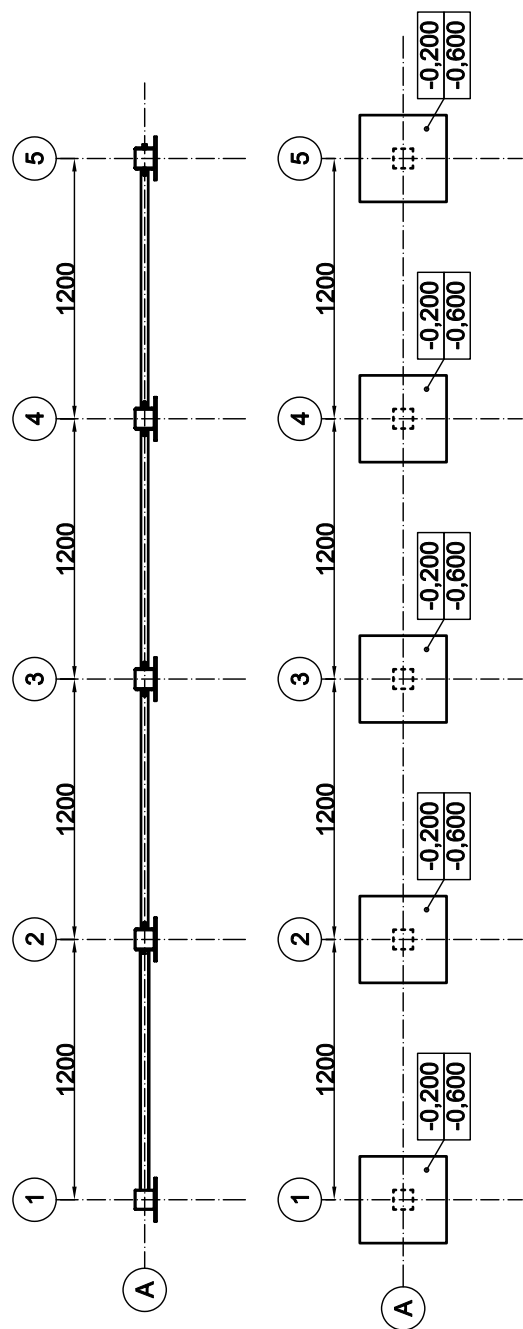
WO-2401-B-MODUL

146,8 kg

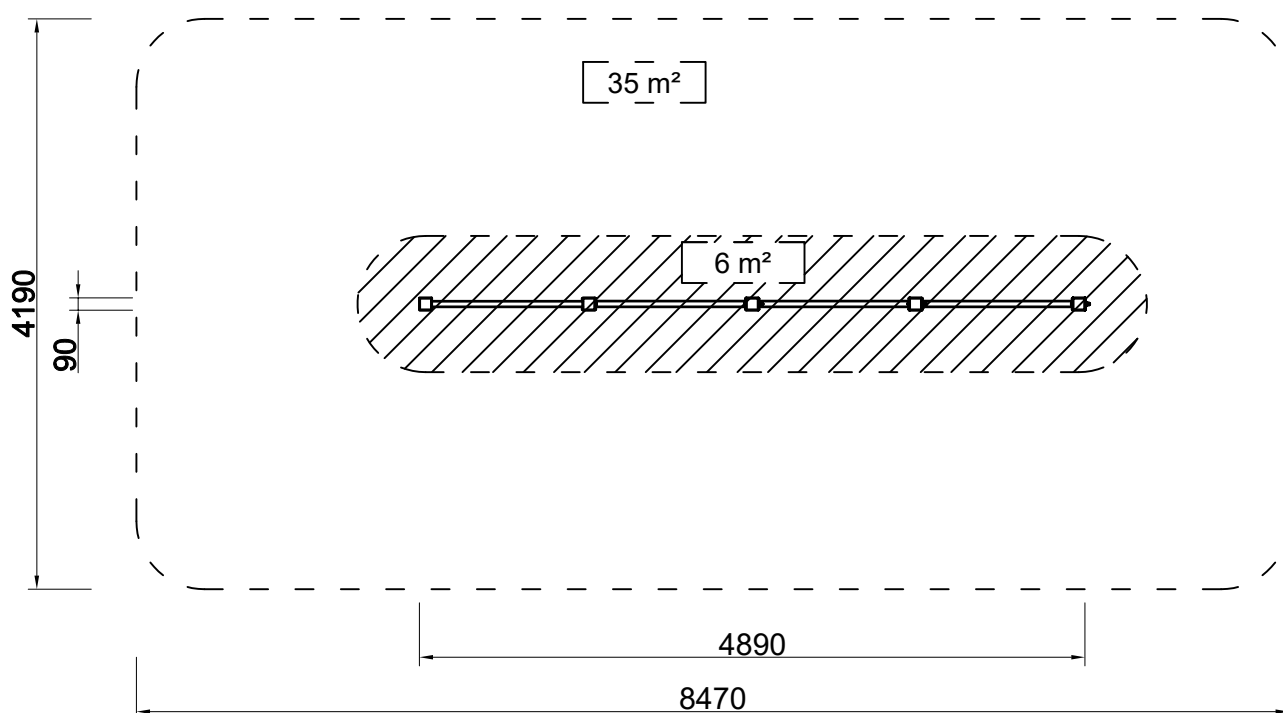


PERSPECTIVE/PERSPEKTIVA


ANCHORING PLAN/KOTEVNÍ PLÁN



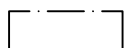
SAFETY AREAS/BEZPEČNOSTNÍ ZÓNY



Lines legend/Legenda čar:



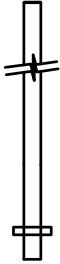
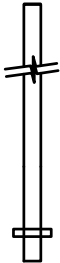
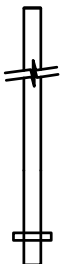
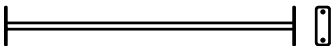

Rubber safety area (PzG).
Gumová bezpečnostní dopadová plocha (PzG).


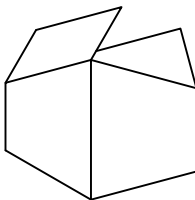
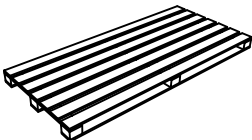


Other safety area (pebbles, woodchips, etc.).
Ostatní bezpečnostní dopadové plochy (kačírek, štěrka apod.).



Area for practice.
Plocha pro cvičení.

Name Název	Code Kód	Dimensions Rozměry [mm]	Scheme Diagram	Pieces Kusů
Post Sloup	X01B-2350	2858 200 90		2
Post Sloup	X01B-2050	2558 200 90		1
Post Sloup	X01B-1750	2258 200 90		1
Horizontal bar Hrazda	X05P	1110 200 80		3
Vertical ladder Svislý žebřík	X10B	1400 100 3003		1

Name Název	Code Kód	Dimensions Rozměry [mm]	Scheme Diagram	Pieces Kusů
Washer Pojistka	X34B	200 80 5		6
Fasteners Spojovací materiál		220 160 100		1
Pack Balení	WO-2401-B	3003 1350 600		1/15