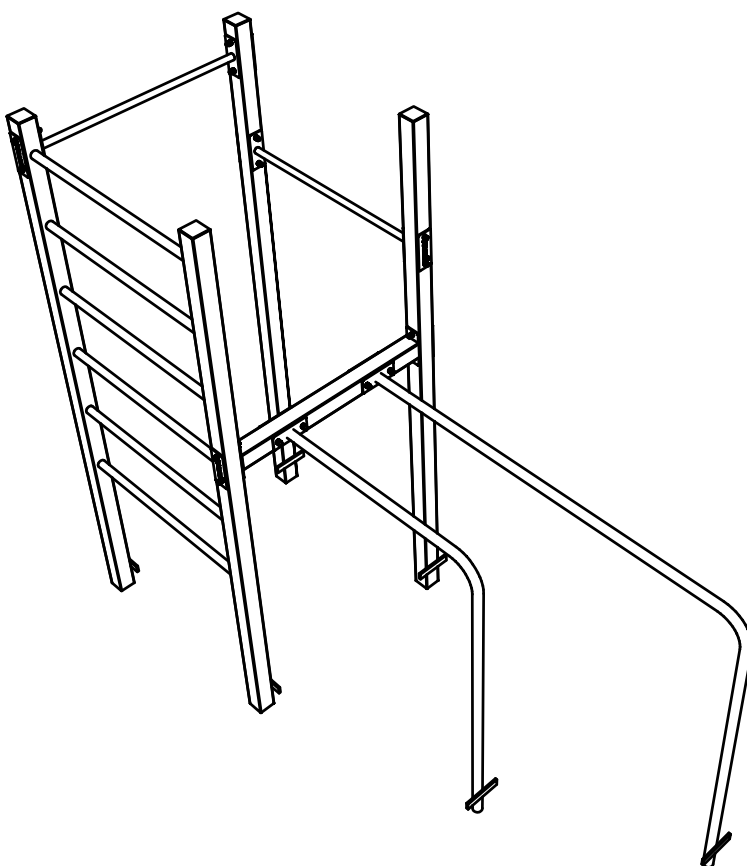


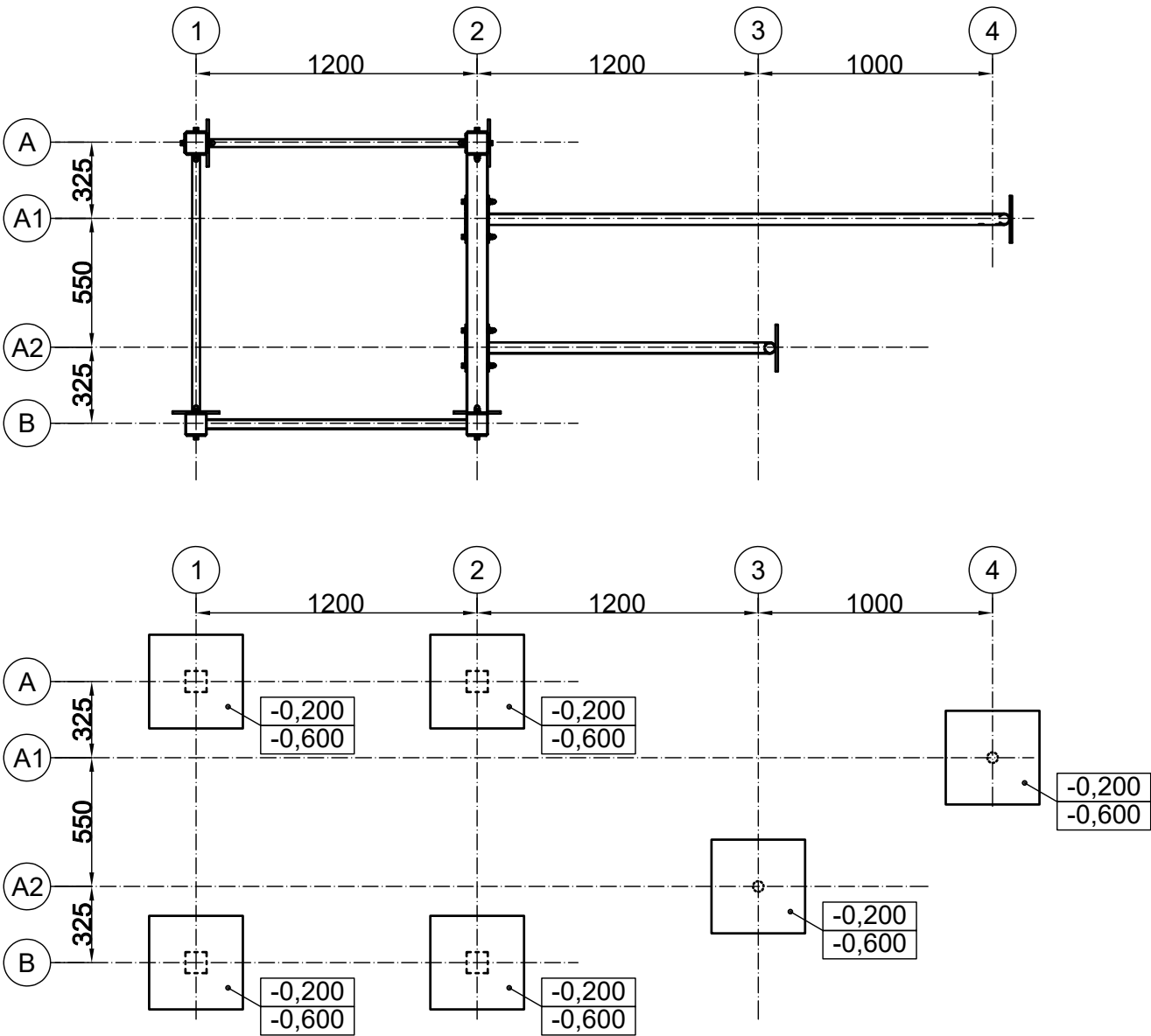
WO-2403-B-KRUHY

166,5 kg

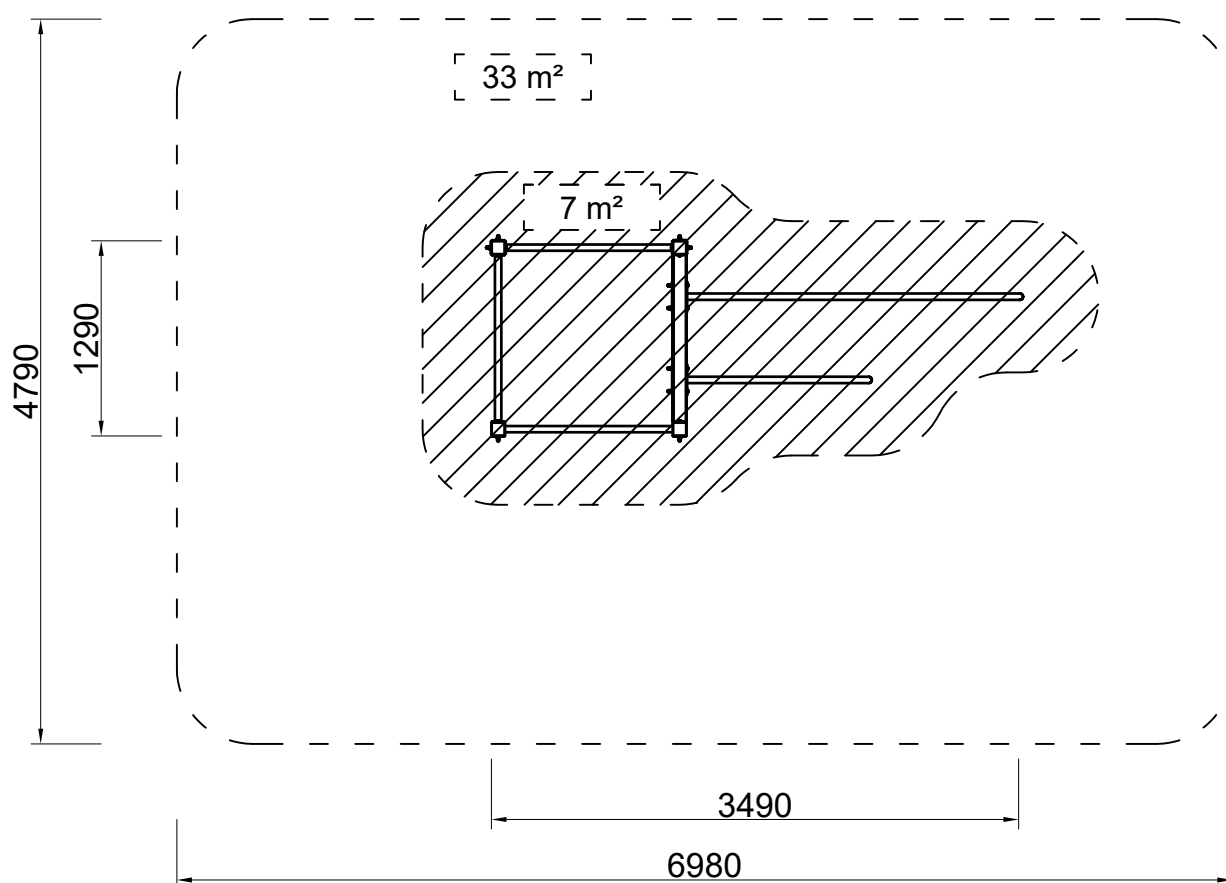


PERSPECTIVE/PERSPEKTIVA


ANCHORING PLAN/KOTEVNÍ PLÁN



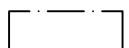
SAFETY AREAS/BEZPEČNOSTNÍ ZÓNY



Lines legend/Legenda čar:



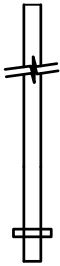

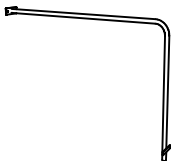



Rubber safety area (PzG).
Gumová bezpečnostní dopadová plocha (PzG).


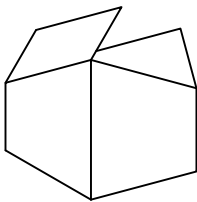
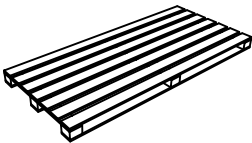


Other safety area (pebbles, woodchips, etc.).
Ostatní bezpečnostní dopadové plochy (kačírek, štěpka apod.).



Area for practice.
Plocha pro cvičení.

Name Název	Code Kód	Dimensions Rozměry [mm]	Scheme Diagram	Pieces Kusů
Post Sloup	X01B	3003 200 90		2
Parallel bar Bradlo	X04B-A-S	1765 1229 320		1
Parallel bar Bradlo	X04B-A-D	2229 1229 320		1
Horizontal bar Hrazda	X05P	1110 200 80		3
Vertical ladder Svislý žebřík	X10B	1400 100 3003		1
Girder Nosník	X11B-B2	1110 200 70		1

Name Název	Code Kód	Dimensions Rozměry [mm]	Scheme Diagram	Pieces Kusů
Washer Pojistka	X34B	200 80 5		8
Fasteners Spojovací materiál		220 160 100		1
Pack Balení	WO-2403-B	3003 1350 600		1/18